



PRADERA RIDGE

Plan 2000 • 2,000 square feet



ELEVATION A



ELEVATION B



ELEVATION C



ELEVATION D



TEXAS-HOMES.COM

*These are artist renderings and actual elevation detailing are subject to change.
Refer to Sales Counselor and review actual blueprint. Rev. 12.13.23*



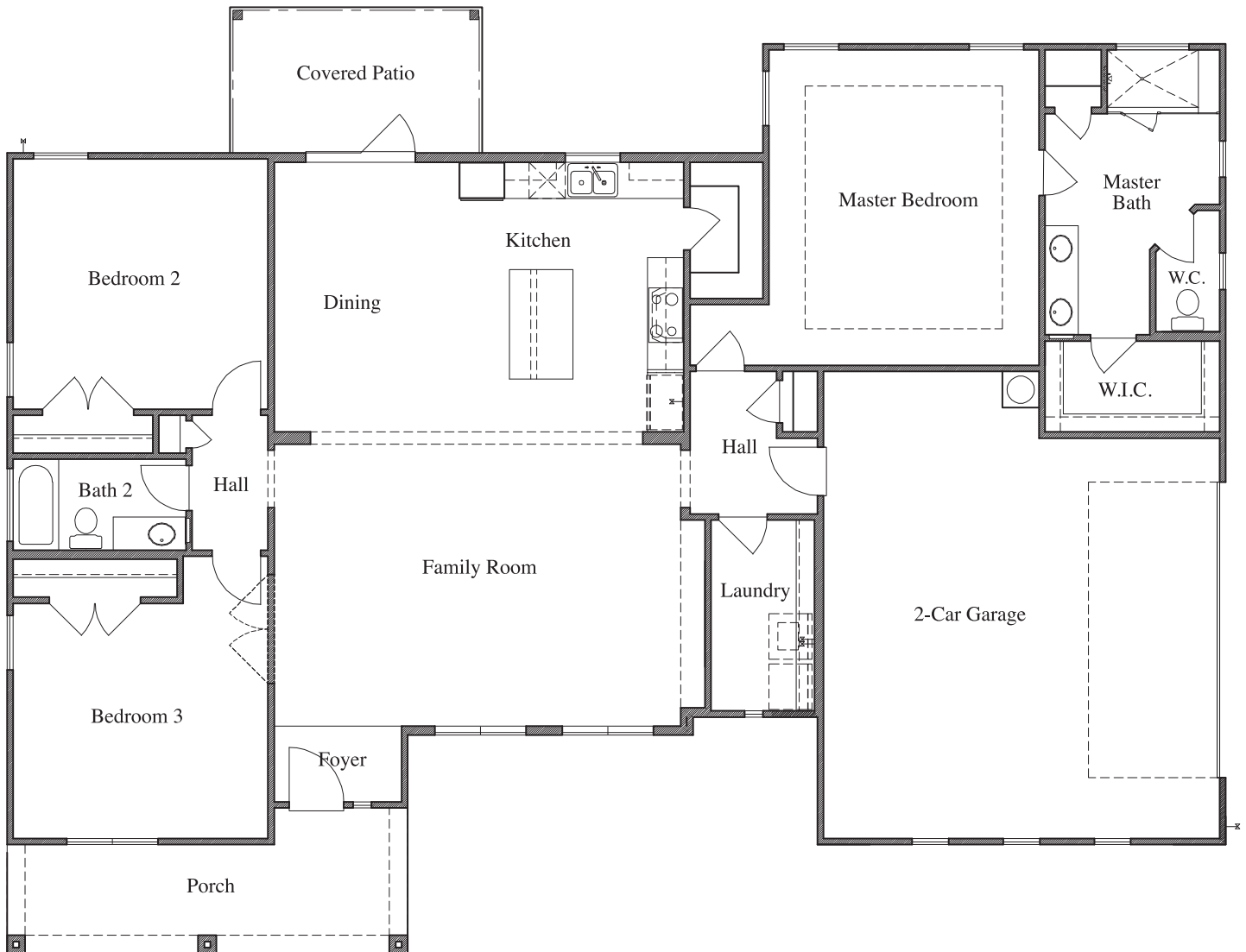
TEXAS HOMES

Texas Built • Texas Owned • Texas Proud



PRADERA RIDGE

Plan 2000 • 2,000 square feet



TEXAS-HOMES.COM

Actual room dimensions may vary. See a sales counselor for more information. Rev. 06.09.23



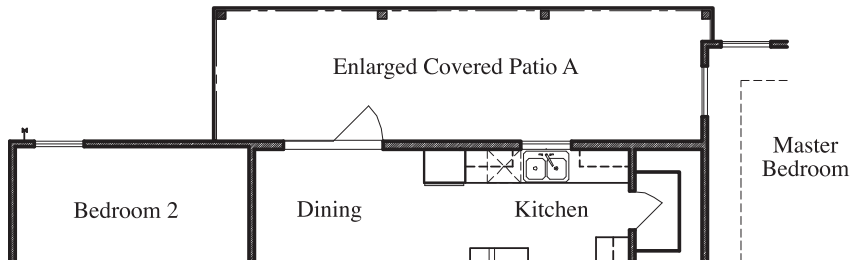
TEXAS HOMES

Texas Built • Texas Owned • Texas Proud



PRADERA RIDGE


Plan 2000 • Options



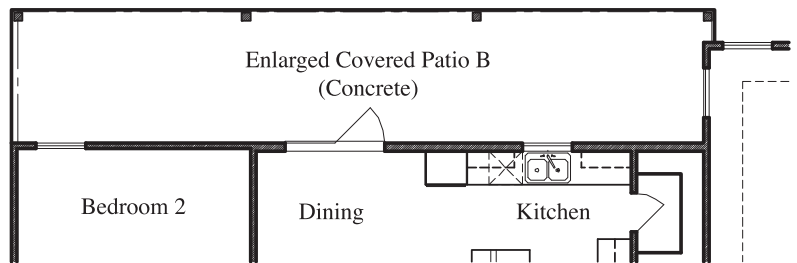
Enlarged Covered Patio A



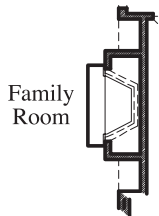
*42"x 42" Mudset Shower with
Stand-Alone Tub at Master Bath*



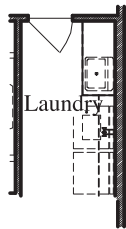
*Mudset Shower with
Seat & Niche at Bath 2*



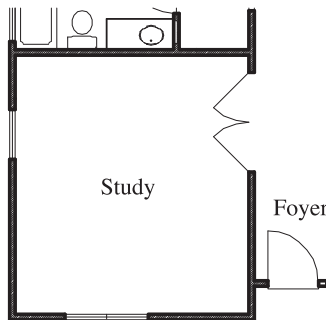
Enlarged Covered Patio B



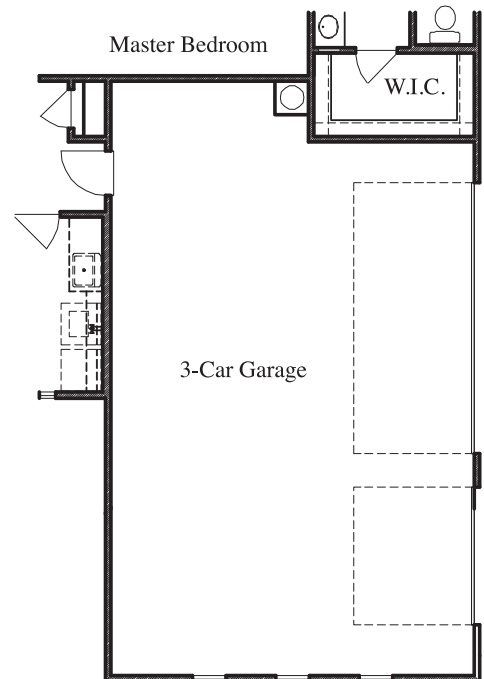
*Fireplace at
Family Room*



Cabinets at Laundry



Study at Bedroom 3



3-Car Garage



TEXAS-HOMES.COM

Actual room dimensions may vary. See a sales counselor for more information. Rev. 06.09.23



TEXAS HOMES

Texas Built • Texas Owned • Texas Proud